



Installation Guide

Picture 1




Parts List:as the picture shows.

Picture 2




Step 1: Attach the boom to the light socket.

Picture 3



Step 2:Install 100+150MM derrick rods and put them on the roof successively.

Picture 4



Step 3:Wiring as shown, connect the two main wires (white to white, black to black).

Picture 5



Completion.