

# SE-3500 Single Output Power Series Parameters

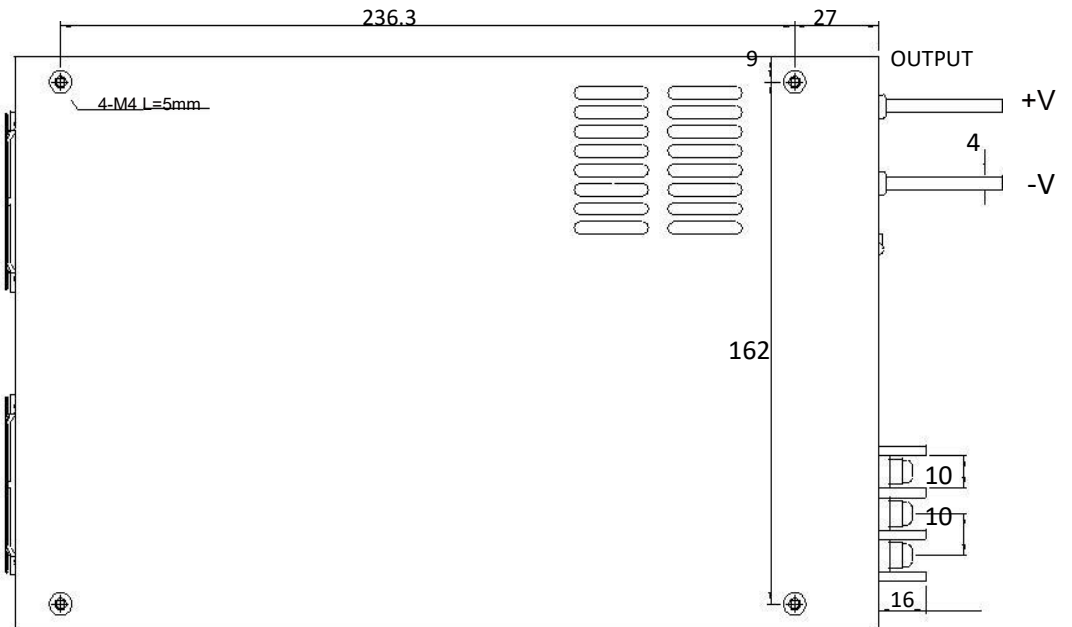
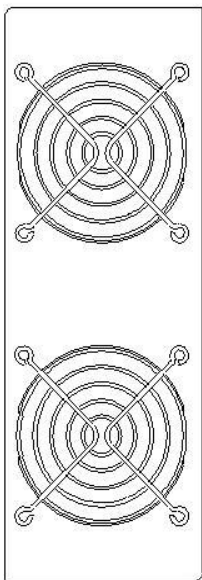
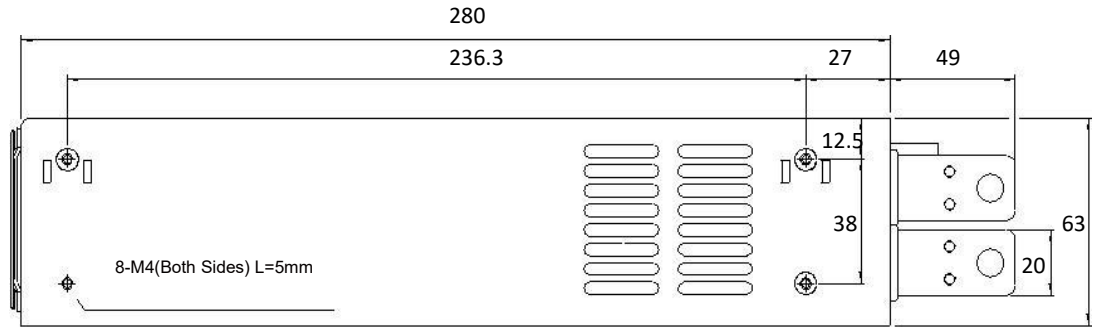
## Electrical Specifications

Model		SE-3500-250	SE-3500-300	SE-3500-350	SE-3500-380	SE-3500-400
OUTPUT	DC voltage	250V	300V	350V	380V	400V
	Current Rating	17.5A	11.5A	10A	9A	8.75A
	Current Range	0 ~17.5A	0 ~11.5A	0 ~10A	0 ~9A	0 ~8.75A
	rated power	3500W	3500W	3500W	3500W	3500W
	Ripple and Noise	500mVp-p	500mVp-p	500mVp-p	500mVp-p	500mVp-p
	Voltage adjustment range	ADJ-10%-+3%	ADJ-10%-+3%	ADJ-10%-+3%	ADJ-10%-+3%	ADJ-10%-+3%
	Voltage Accuracy	± 1.0%	± 1.0%	± 1.0%	± 1.0%	± 1.0%
	Line Regulation	± 0.5%	± 0.5%	± 0.5%	± 0.5%	± 0.5%
	Load Regulation	± 0.5%	± 0.5%	± 0.5%	± 0.5%	± 0.5%
	Start, the rise time	1000ms, 80ms ( Full )				
	Hold Time (Typ.)	10ms ( Full )				
INPUT	Voltage Range	Single- phase 110V, 220V AC; Note: Each unit can only be manufactured/configured with one selected voltage specification.或 280 ~ 380VDC				
	Frequency Range	47 ~ 63Hz				
	Power Factor (Typ.)	0.75/230V ( Full )				
	Efficiency (Typ.)	91%	91%	91%	91%	91%
	Alternating current (Typ.)	28A/230VAC				
	Inrush current (Typ.)	Soft Start 84A/230VAC				
Leakage current	<3.5mA / 240VAC					
protection	Overload	Rated output 100 ~ 105%				
		Users can continuously adjustable constant current output signal via analog voltage or over-current protection current constant voltage linearly decreased to zero				
	Overvoltage	Close Protection Type Output Output voltage after the restart recovery				
Over temperature	80°C ± 5°C Detection on power transistor radiators			105 °C ± 5 °C Detection on power transistor radiators		
	Output voltage temperature shutdown protection type automatic recovery after fall					
Features	Remote Switch					
	Auxiliary power	13.8V 0.5A The controller can be used for power supply				
	Output voltage control	Output voltage: can be continuously adjusted from 0% to 100% of the rated maximum output current via a 0-5V analog signal, MCU, PLC, PWM, or adjustable resistor.				
	Output current control	Output current: can be continuously adjusted from 0% to 105% of the rated maximum output current via a 1-5V analog signal, MCU, PLC, PWM, or adjustable resistor.				
	Parallel Current					
surroundings	Operating temperature	-20 ~ 70°C				
	Working humidity	20 ~ 90%RH Non-condensing				
	Temperature Coefficient	±0.05%/°C ( 0~50°C )				
	Vibration resistance	10 ~ 500Hz, 2G 10 Ten minutes / cycle, X, Y, Z axes of 60 minutes				
Safety and	Safety specifications	UL60950-1				
	Pressure	I/P-O/P:3KVAC/I/P-FG:1.5KVAC O/P-FG:0.5KVAC				

<b>EMC</b>	<b>Insulation resistance</b>	I/P-O/P, I/P-FG, O/P-FG:100M Ohms / 500VDC / 25°C/ 70% RH
	<b>size</b>	280*180*65(L*W*H)
<b>备注</b>	1. 如未特别说明, 所有规格参数均在输入为230VAC, 额定负载, 25°C环境温度下进行测量。 2. 纹波和噪声测量方法: 使用一条12"双绞线, 同时终端要并联0.1μf和47μf的电容, 在20MHz带宽下进行测量。 3. 精度: 包含设定误差, 线性调整率和负载调整率。	

## Organization size

机壳型号 1520B 单位 mm



端子引脚分布

引脚编号	引脚功能
1	AC/L
2	AC/N
3	FG