

# SE-2500 Single Output Power Series Parameters

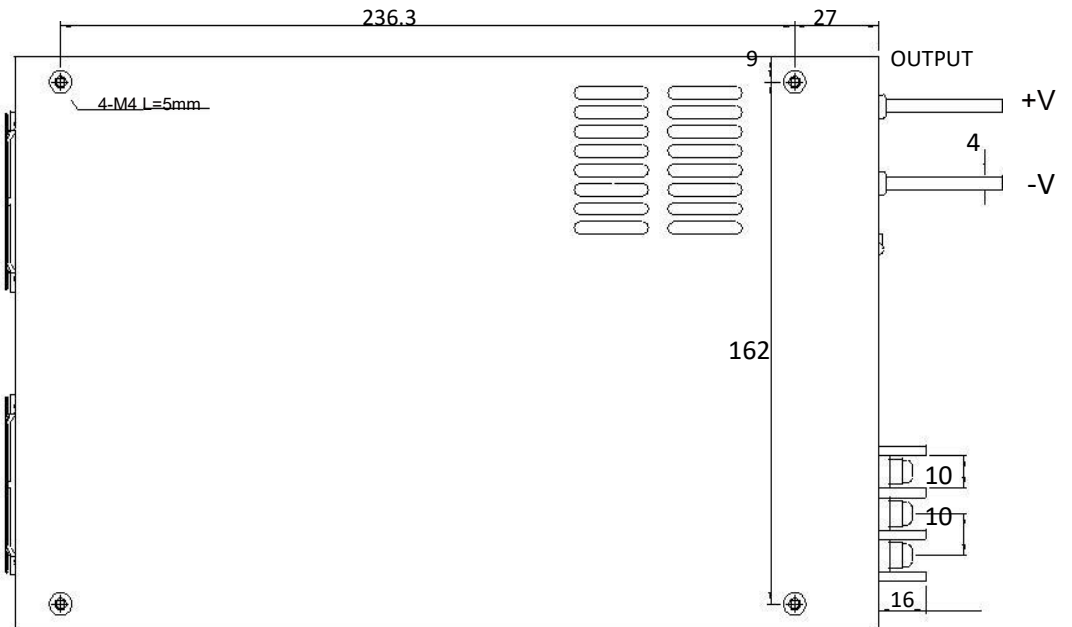
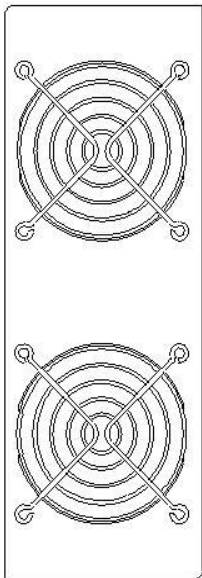
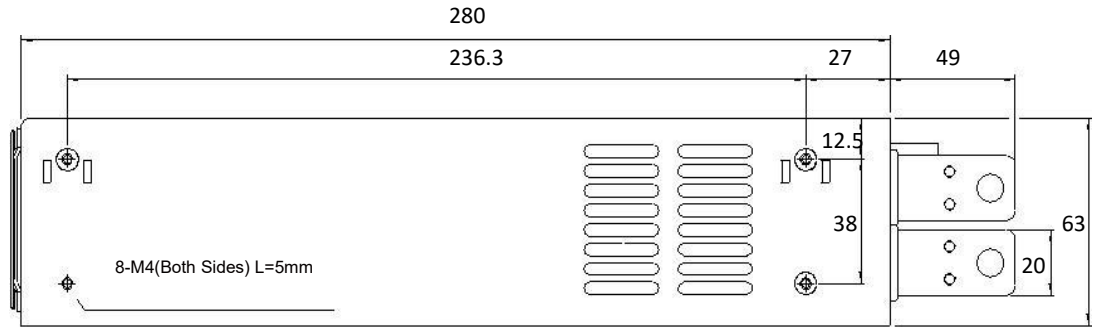
## Electrical Specifications

Model		SE-2500-36	SE-2500-48	SE-2500-60	SE-2500-68	SE-2500-72
<b>OUTPUT</b>	DC voltage	36V	48V	60V	68V	72V
	Current Rating	69A	52A	41.6A	36A	34A
	Current Range	0 ~69A	0 ~52A	0 ~41.6A	0 ~36A	0 ~34A
	rated power	2500W	2500W	2500W	2500W	2500W
	Ripple and Noise	420mVp-p	420mVp-p	420mVp-p	420mVp-p	420mVp-p
	Voltage adjustment range	ADJ-10%~+3%	ADJ-10%~+3%	ADJ-10%~+3%	ADJ-10%~+3%	ADJ-10%~+3%
	Voltage Accuracy	± 1.0%	± 1.0%	± 1.0%	± 1.0%	± 1.0%
	Line Regulation	± 0.5%	± 0.5%	± 0.5%	± 0.5%	± 0.5%
	Load Regulation	± 0.5%	± 0.5%	± 0.5%	± 0.5%	± 0.5%
	Start, the rise time	1000ms, 80ms ( Full )				
	Hold Time (Typ.)	10ms ( Full )				
<b>INPUT</b>	Voltage Range	Single- phase 110V, 220V AC; Note: Each unit can only be manufactured/configured with one selected voltage specification.或 280 ~ 380VDC				
	Frequency Range	47 ~ 63Hz				
	Power Factor (Typ.)	0.75/230V ( Full )				
	Efficiency (Typ.)	88%	88%	88%	89%	89%
	Alternating current (Typ.)	20A/230VAC				
	Inrush current (Typ.)	Soft Start 60A/230VAC				
Leakage current	<3.5mA / 240VAC					
<b>protection</b>	Overload	Rated output 100 ~ 105% Users can continuously adjustable constant current output signal via analog voltage or over-current protection current constant voltage linearly decreased to zero				
	Overvoltage	Close Protection Type Output Output voltage after the restart recovery				
	Over temperature	80℃ ± 5℃ Detection on power transistor radiators		105℃ ± 5℃ Detection on power transistor radiators		
		Output voltage temperature shutdown protection type automatic recovery after fall				
<b>Features</b>	Remote Switch					
	Auxiliary power	13.8V 0.5A The controller can be used for power supply				
	Output voltage control	Output voltage: can be continuously adjusted from 0% to 100% of the rated maximum output current via a 0-5V analog signal, MCU, PLC, PWM, or adjustable resistor.				
	Output current control	Output current: can be continuously adjusted from 0% to 105% of the rated maximum output current via a 1-5V analog signal, MCU, PLC, PWM, or adjustable resistor.				
	Parallel Current					
<b>surroundings</b>	Operating temperature	-20 ~ 70℃				
	Working humidity	20 ~ 90%RH Non-condensing				
	Temperature Coefficient	±0.05%/℃ ( 0~50℃ )				
	Vibration resistance	10 ~ 500Hz, 2G 10 Ten minutes / cycle, X, Y, Z axes of 60 minutes				
<b>Safety and</b>	Safety specifications	UL60950-1				
	Pressure	I/P-O/P:3KVAC I/P-FG:1.5KVAC O/P-FG:0.5KVAC				

<b>EMC</b>	<b>Insulation resistance</b>	I/P-O/P, I/P-FG, O/P-FG:100M Ohms / 500VDC / 25°C/ 70% RH
	<b>size</b>	280*180*63(L*W*H)
<b>备注</b>	1. 如未特别说明, 所有规格参数均在输入为230VAC, 额定负载, 25°C环境温度下进行测量。 2. 纹波和噪声测量方法: 使用一条12"双绞线, 同时终端要并联0.1uF和47uF的电容, 在20MHz带宽下进行测量。 3. 精度: 包含设定误差, 线性调整率和负载调整率。	

## Organization size

机壳型号 1520B 单位 mm



端子引脚分布

引脚编号	引脚功能
1	AC/L
2	AC/N
3	FG