# SE-1500 Single Output Power Series Parameters

## Electrical Specifications

| Model | | SE-1500-100 | | | | |
|---|---|---|---|---|---|---|
| OUTPUT | DC voltage | 100V | | | | |
| | Current Rating | 15A | | | | |
| | Current Range | 0 ~15A | | | | |
| | rated power | 1500W | | | | |
| | Ripple and Noise | 480mVp-p | | | | |
| | Voltage adjustment range | ADJ-10%-+3% | | | | |
| | Voltage Accuracy | ±1.0% | | | | |
| | Line Regulation | ±0.5% | | | | |
| | Load Regulation | ±0.5% | | | | |
| | Start, the rise time | 1000ms, 80ms（Full） | | | | |
| | Hold Time (Typ.) | 10ms（Full） | | | | |
| INPUT | Voltage Range | Single- phase 110V, 220V AC; Note: Each unit can only be manufactured/configured with one selected voltage specification.或 280 ~ 380VDC | | | | |
| | Frequency Range | 47 ~ 63Hz | | | | |
| | Power Factor (Typ.) | 0.75/230V（Full） | | | | |
| | Efficiency (Typ.) | 90% | | | | |
| | Alternating current (Typ.) | 12A/180VAC 9A/230VAC | | | | |
| | Inrush current (Typ.) | Soft Start 19A/230VAC | | | | |
| | Leakage current | <3.5mA / 240VAC | | | | |
| protection | Overload | Rated output 100 ~ 105% | | | | |
| | | Users can continuously adjustable constant current output signal via analog voltage or over-current protection current constant voltage linearly decreased to zero | | | | |
| | Overvoltage | Close Protection Type Output Output voltage after the restart recovery | | | | |
| | | | | | | |
| | Over temperature | 80℃±5℃ Detection on power transistor radiators | | 105 ℃ ± 5 ℃ Detection on power transistor radiators | | |
| | | Output voltage temperature shutdown protection type automatic recovery after fall | | | | |
| Features | Remote Switch | | | | | |
| | Auxiliary power | 13.8V 0.5A The controller can be used for power supply | | | | |
| | Output voltage control | Use 0 ~ 5V analog signal or MCU SPWM control output 0 to 100% of rated voltage, continuously adjustable linear rise | | | | |
| | Output current control | Use 1 ~ 5V analog signal or MCU PWM control output current 0 to the maximum rated output current continuously adjustable | | | | |
| | Parallel Current | | | | | |
| surroundings | Operating temperature | -20 ~ 70℃ | | | | |
| | Working humidity | 20 ~ 90%RH Non-condensing | | | | |
| | Temperature Coefficient | ±0.05%/℃ （0~50℃ ） | | | | |
| | Vibration resistance | 10 ~ 500Hz，2G 10 Ten minutes / cycle, X, Y, Z axes of 60 minutes | | | | |
| Safety and | Safety specifications | UL60950-1 | | | | |
| | Pressure | I/P-O/P:3KVACI/P-FG:1.5KVAC O/P-FG:0.5KVAC | | | | |

| | | |
|---|---|---|
| **EMC** | **Insulation resistance** | I/P-O/P, I/P-FG, O/P-FG:100M Ohms / 500VDC / 25℃/ 70% RH |
| | size | 280*180*63(L*W*H) |
| 备注 | 1. 如未特别说明，所有规格参数均在输入为230VAC，额定负载、25℃环境温度下进行量测。<br>2. 纹波和噪声测量方法：使用一条12"双绞线，同时终端要并联0.1uf和47uf的电容，在20MHZ带宽下进行量测。<br>3. 精度：包含设定误差、线性调整率和负载调整率。 | |

## Organization size

机壳型号 1520B　　单位 mm

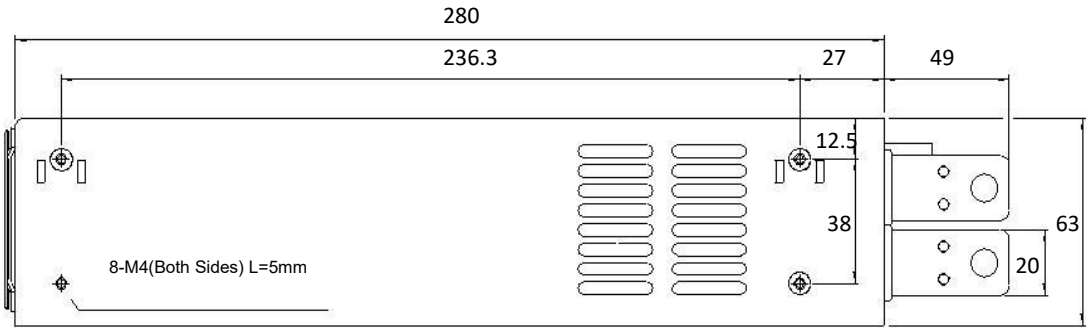


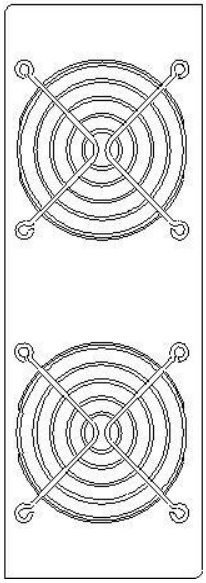

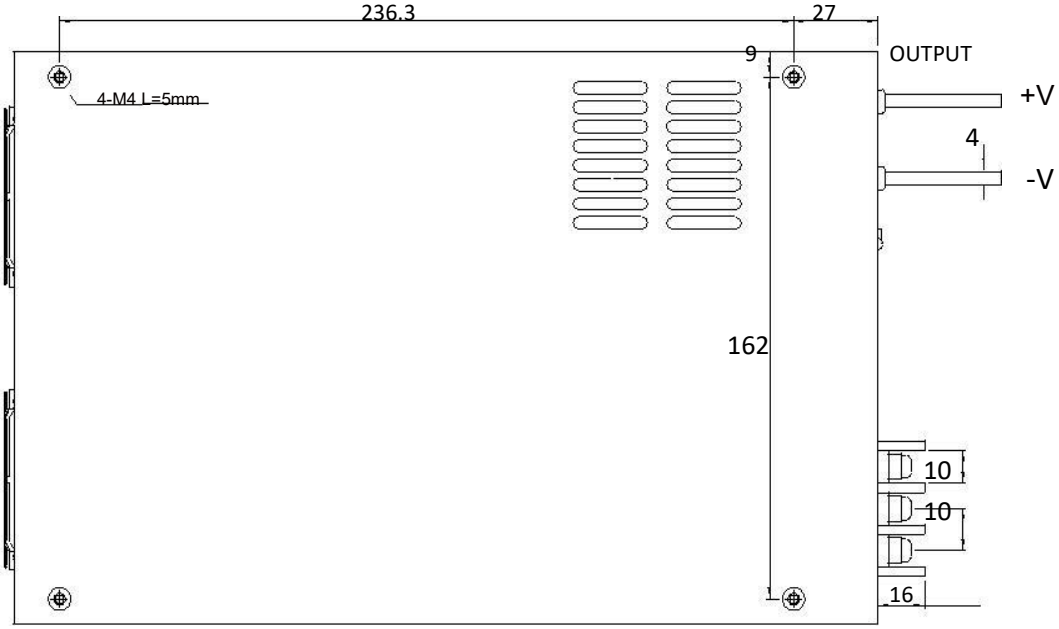


端子引脚分布

| 引脚编号 | 引脚功能 |
|---|---|
| 1 | AC/L |
| 2 | AC/N |
| 3 | FG ⏚ |

*Factory default fixed voltage output*

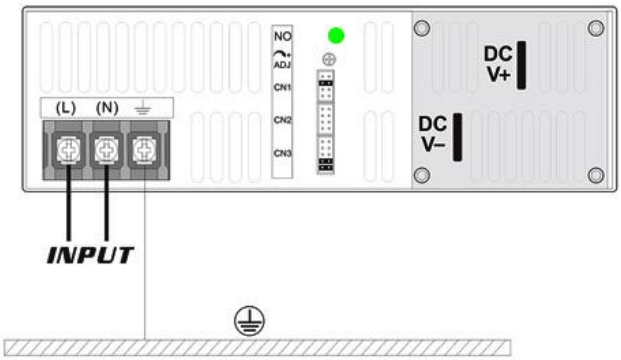


0-5V, 0-10V, PLC, PWM signal control output voltage (0-100%)

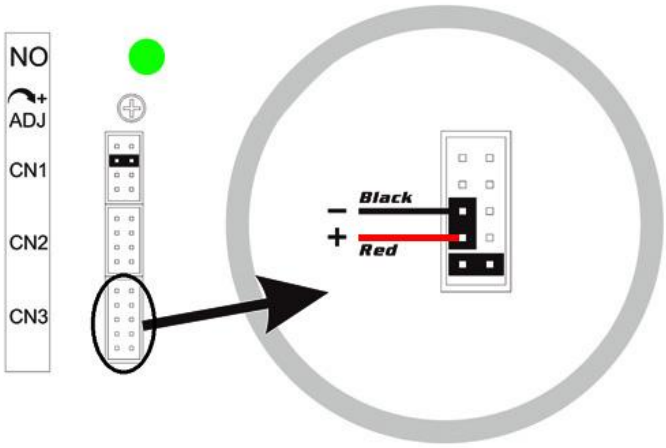


0-5V,0-10V,PLC,PMW signal Controls Output current (0-105%)

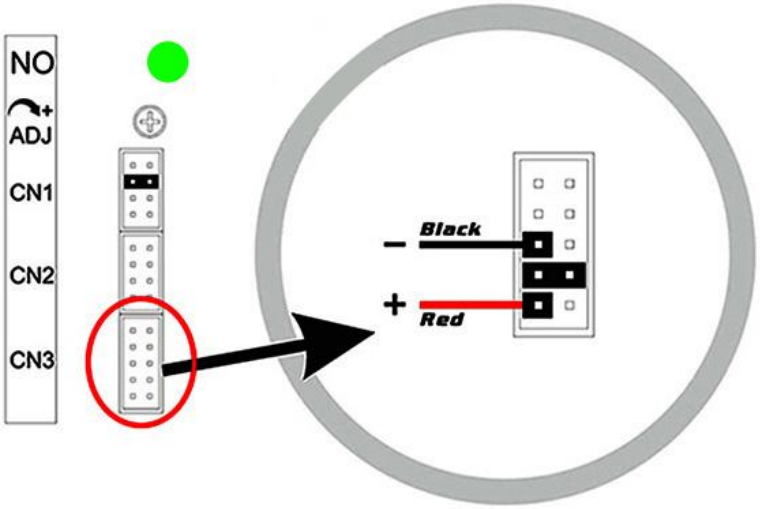

## Variable resistor controls output voltage (0-100%)

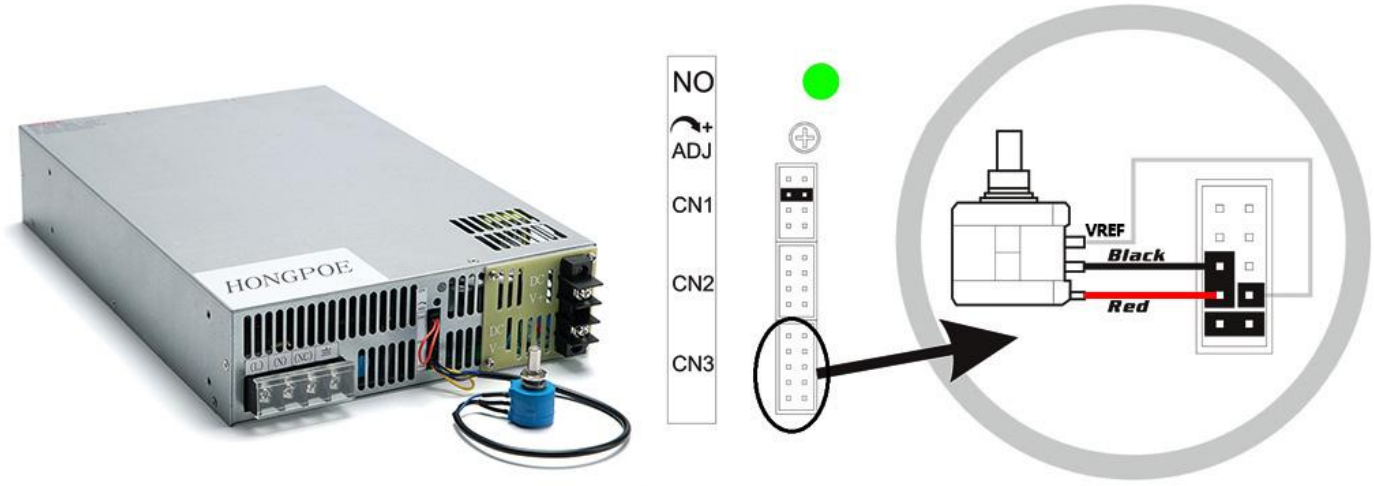


## Variable resistor controls output current (0-105%)

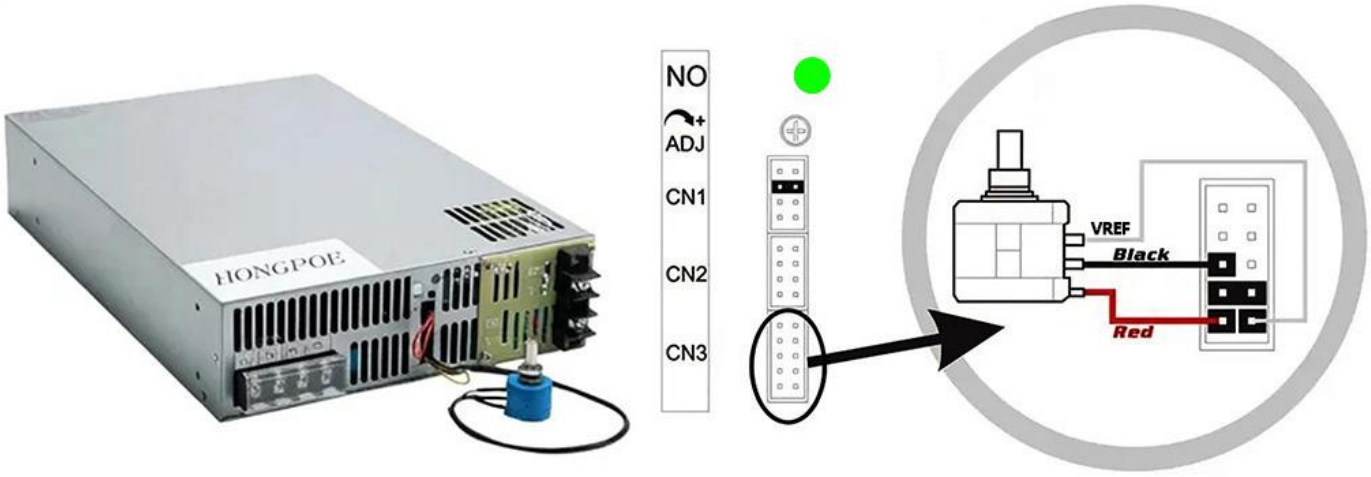


## Remote power ON/OFF function



0-5V, 0-10V, PLC, PMW signal controls output voltage

0-100% and output current 0-105%

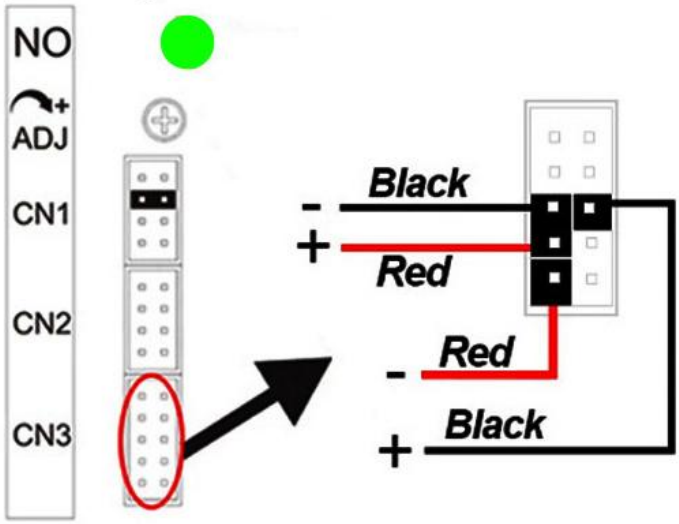


Variable resistor controls output voltage 0-100%

and output current 0-105%

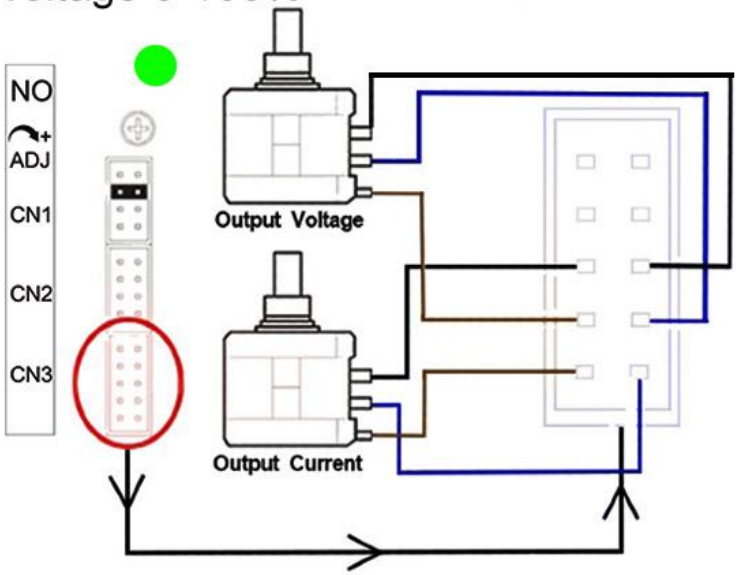


*This series supports parallel wiring method for multiple power supplies with a maximum parallel total power of 50,000W.*

# HONGPOE

## N+1 Redundant Parallel Configuration & Wiring Diagram:

Scalable from 3 kW to 40 kW using 1.5 kW–3.5 kW Power Modules.

**Supports:**
**110VAC or 220VAC input**

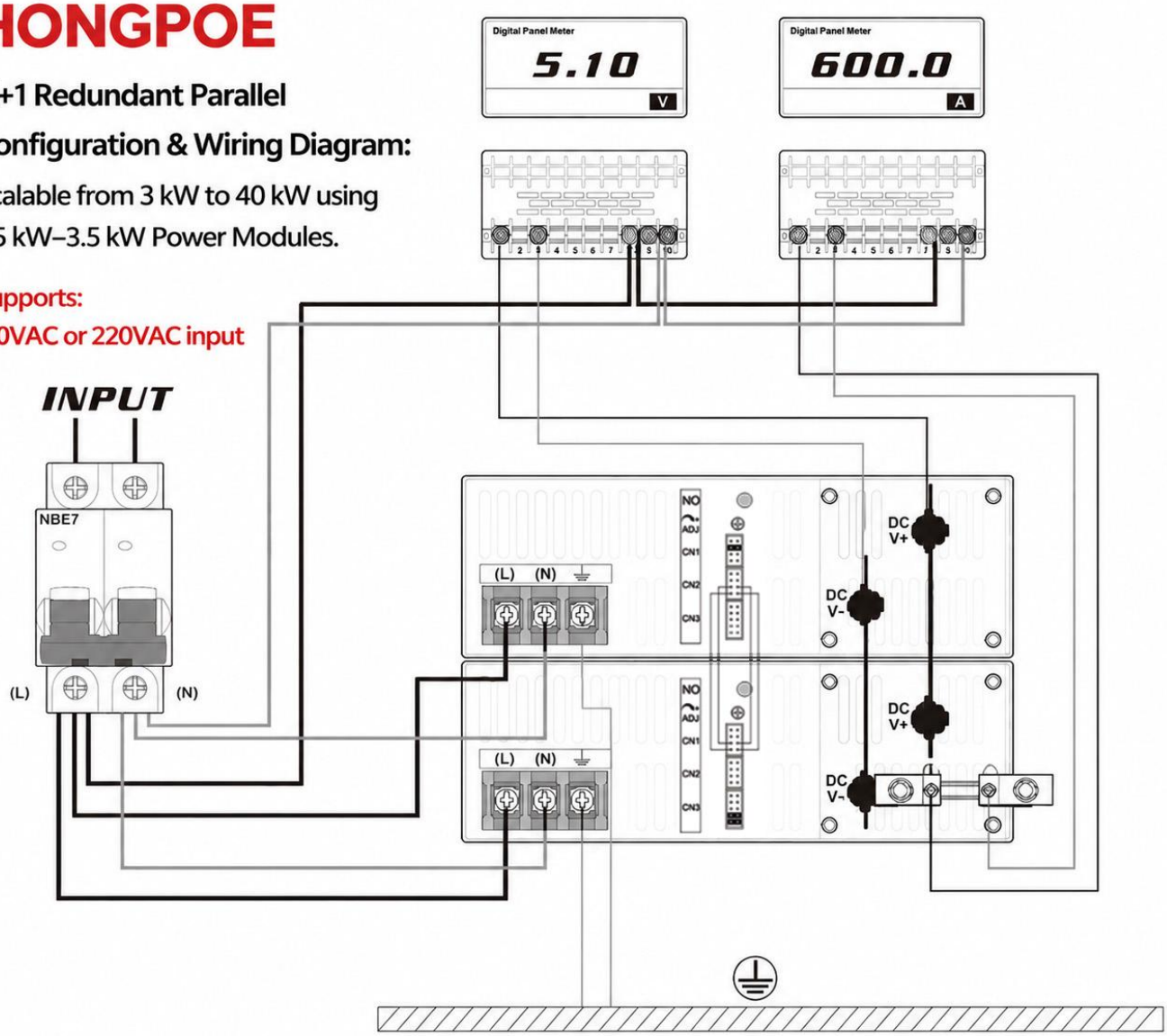

# Module de Contrôle Industriel Multi-Signal (0-5V / 0-10V / PLC / PWM) :

**Offre une régulation de tension (0-100%) et de courant (0-105%) entièrement ajustable. Conçu pour garantir une sortie stable et une précision optimale avec vos équipements d'automatisation.**

**Entrée du Signal de Contrôle**

- 0-5V
- 0-10V
- PLC
- PWM Signal

**Fil Noir : Négatif (-)**

**Fil Rouge : Positif (+)**

**MODÈLES APPLICABLES :**
**1500W~3500W**
Les fonctions ci-dessus s'appliquent à tous les modèles.

## COMMENT ÇA FONCTIONNE

Ajustez le signal d'entrée de contrôle pour modifier la sortie de tension de manière linéaire.

| 0% | 50% (Ajustable) | 100% |
|---|---|---|
| 0V Sortie | Sortie Tension Moyenne | Sortie Tension Max |

- Haute Précision Sortie Stable
- Compatibilité Multi-Signal
- Réglage 0-100% / 0-105%
- Intégration Facile Qualité Industrielle

# HONGPOE

# 1500W-3500W

### Overvoltage Protection (OVP)
Protects against excessive voltage to ensure safe operation.

### Overcurrent Protection (OCP)
Protects against overcurrent to prevent damage.

### Short-circuit Protection (SCP)
Protects against short circuits to enhance safety.

### Overtemperature Protection (OTP)
Protects against overheating to ensure reliable performance.







**5V-110VDC Output**
**(Copper Busbar Output)**




**150V-600VDC Output**
**(Terminal Block Output)**

**High Reliability**
Stable and durable performance

**Full Protections**
OVP / OCP / SCP / OTP
All-round protection

**Smart Cooling**
Built-in fan with temperature control

**Wide Applications**
Suitable for industrial, automation, LED, etc.