

Should I use the Air-Assist?

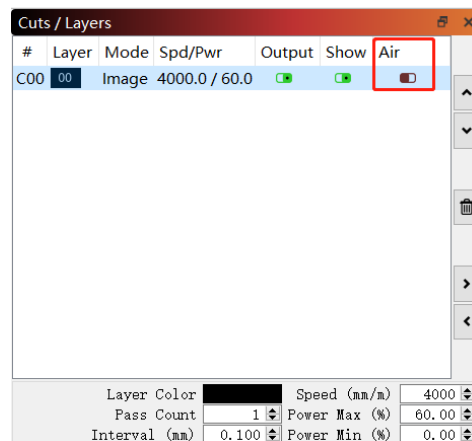
When engraving, the strong airflow will blow the smoke to the surface of the processed material and affect the engraving effect. If there is no airflow, the smoke may pollute the lens of the laser module. **It is recommended to keep a weak airflow when engraving** to protect the lens of the laser module from smoke pollution without affecting the engraving effect.

When cutting, the strong airflow can reduce the surface temperature of the processed material quickly. Blow away the hot smoke and dust to keep material surfaces clean. Make the cutting edge smoother and more delicate. **It is recommended to keep a strong airflow when cutting.**

How to set the strength of airflow?

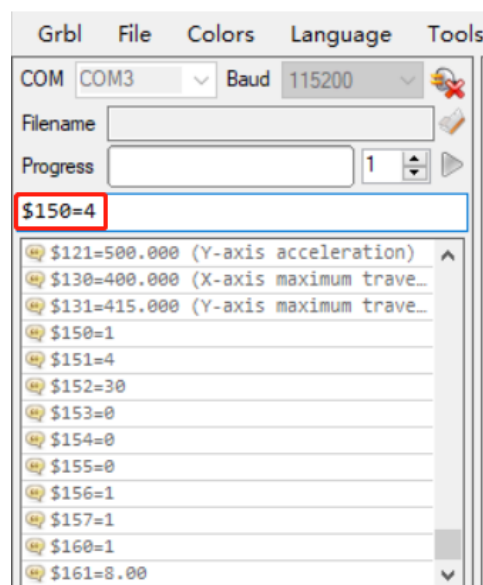
LightBurn:

Air assist can be enabled or disabled in "Cuts/Layers". The air flow will be weak if you disable the air assist and the airflow will be strong if you enable the air assist. **It is recommended to disable air assist when engraving, and enable air assist when cutting.**



LaserGRBL:

Weak airflow is enabled by default. If you need strong airflow, use the data cable to connect the machine and the computer, enter `$150=4` in the console, press Enter and restart LaserGRBL.



Notes:

1. The strength of airflow can not only be adjusted by software, but also by the knob switch on the left Y-axis assembly of the machine. We usually turn the knob to the maximum but you can turn it weaker.

2. Please remove the cover on the air pump, check the filter cotton and clean it if the airflow is weakened.

3. \$150- Lowest level of airflow (Level-1 by default); \$151- Highest level of airflow (Level-4 by default). You can set it from 1 to 4.

4. Enter \$\$ in the console and press Enter to see the current settings.

是否应该使用空气辅助?

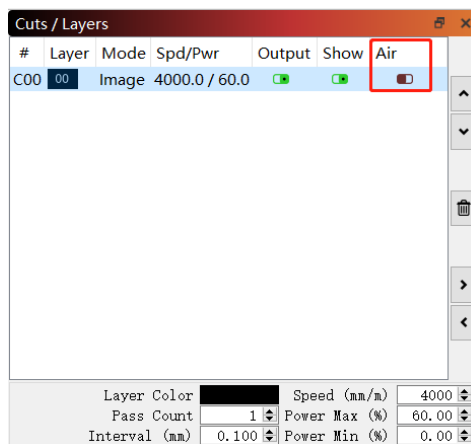
雕刻过程中,如果开启大气流,雕刻过程中的烟尘会直接影响加工材料表面,影响雕刻效果;如果关闭气流,烟尘可能会污染激光模组的镜片。为了使激光模组镜片免受烟尘污染的同时,不影响雕刻效果,雕刻过程中建议开启小气流。

切割过程中,开启大气流可以快速降低切割材料表面温度,吹走高温烟尘,保持材料表面清洁,使切割边缘更平整、更细腻。切割过程中建议开启大气流。

如何设置气流大小?

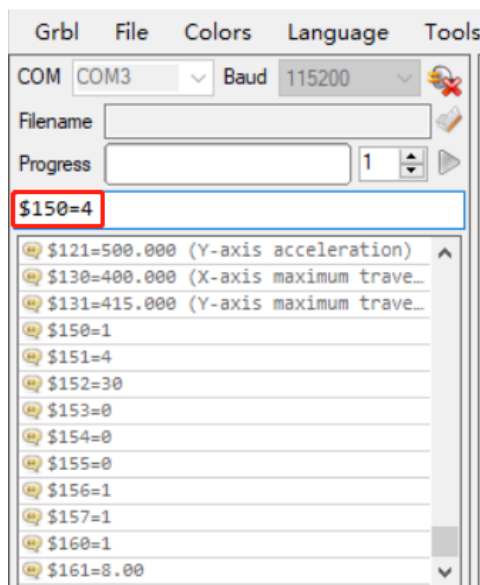
LightBurn:

在 Cuts/Layers 窗口中可开启或关闭 Air 选项。关闭 Air 时,气泵会输出小气流;开启 Air 时,气泵会输出大气流。雕刻时建议关闭 Air 选项,切割时建议开启 Air 选项。



LaserGRBL:

默认情况下,气泵会开启小气流,如果需要开启大气流,请通过数据线连接机器与电脑,在控制台中输入\$150=4并回车,重启软件后即生效:



备注：

- 1.除了通过软件调节气流大小外，您还可以通过机器左 Y 轴组件上的旋钮开关手动调节气流大小。一般情况下，将旋钮调节到最大即可。
- 2.如果气流大小有所减弱，请卸下气泵上的防尘盖，清洗过滤棉后重新安装即可。
- 3.参数说明：\$150-最小气流挡位(默认 1 挡)；\$151-最大气流挡位(默认 4 挡)，范围 1-4。
- 4.在控制台中输入 \$\$ 并回车，可查看当前设置。