


# Installation Guide

Picture 1




Parts List: as the picture shows.

Picture 2




Step 1: Attach the boom to the light socket.

Picture 3



Step 2: Install 100+150+200MM derricks and place them on the roof successively.

Picture 4



Step 3: Connect the two main wires (white to white, black to black).

Picture 5



Completion.